



K. K. Wagh Education Society's

**Karmaveer Kakasaheb Wagh Arts, Commerce, Science & Computer Science College**

**CHANDORI**, Tal. Niphad, Dist. Nashik - 422 201.

(Affiliated to Savitribai Phule Pune University)

☎ (02550) 233439, 233438 Fax. No. (02550) 233438

ID No. (PU/NS/AC/079/2003) Email : principal-seniorchandori@kkwagh.edu.in Website : www.ascc.kkwagh.edu.in

## Report of Feedbacks Analysis on Syllabus A.Y. 2019-20

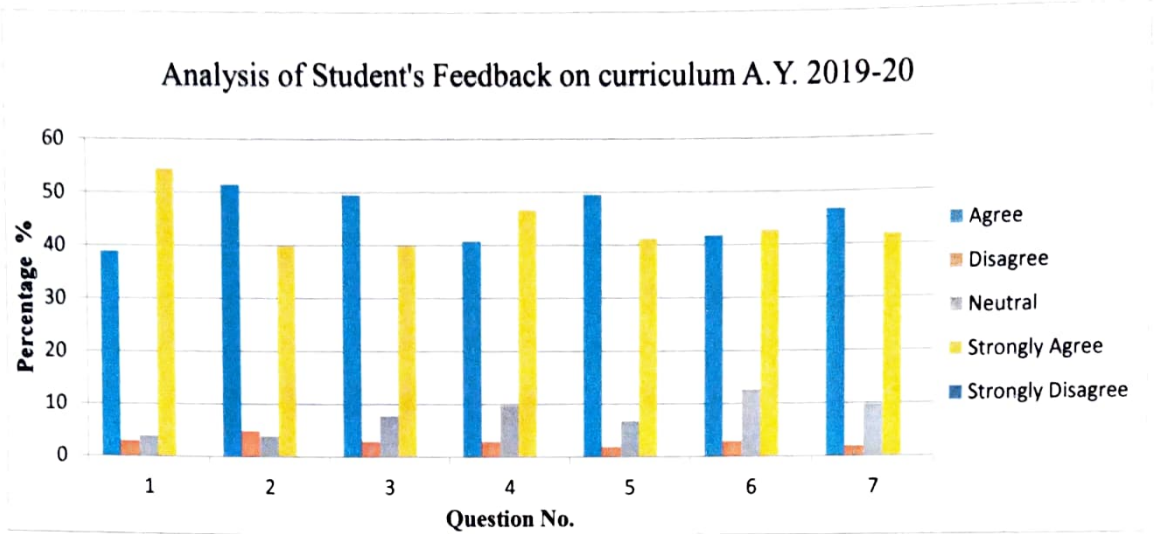
### Students Feedback:


The feedback is collected from the students regarding syllabus prescribed by SPPU, Pune. The analysis has been done on the basis of the responses received from students. Total 103 students have given feedback.

The details are as follows:

| Sr. No.               | Curriculum Evaluation Parameters                         | Student response |       |          |         |                |                   |
|-----------------------|----------------------------------------------------------|------------------|-------|----------|---------|----------------|-------------------|
|                       |                                                          | No of Students   | Agree | Disagree | Neutral | Strongly Agree | Strongly Disagree |
| 1                     | Curriculum updated enough                                | No of Students   | 40    | 03       | 04      | 56             | 00                |
|                       |                                                          | Percentage       | 38.83 | 2.91     | 3.88    | 54.36          | 00                |
| 2                     | Curriculum content interesting                           | No of Students   | 53    | 05       | 04      | 41             | 00                |
|                       |                                                          | Percentage       | 51.45 | 4.85     | 3.88    | 39.80          | 00                |
| 3                     | Curriculum fulfilling your expectation                   | No of Students   | 51    | 03       | 08      | 41             | 00                |
|                       |                                                          | Percentage       | 49.51 | 2.91     | 7.76    | 39.80          | 00                |
| 4                     | Curriculum helping in developing your personality        | No of Students   | 42    | 03       | 10      | 48             | 00                |
|                       |                                                          | Percentage       | 40.77 | 2.91     | 9.70    | 46.60          | 00                |
| 5                     | Curriculum applicable in your daily life                 | No of Students   | 51    | 02       | 07      | 43             | 00                |
|                       |                                                          | Percentage       | 49.51 | 1.94     | 6.79    | 41.14          | 00                |
| 6                     | Curriculum is relevant for the solution of local problem | No of Students   | 43    | 03       | 13      | 44             | 00                |
|                       |                                                          | Percentage       | 41.74 | 2.91     | 12.62   | 42.71          | 00                |
| 7                     | Need to include skill based content in current syllabus  | No of Students   | 48    | 02       | 10      | 43             | 00                |
|                       |                                                          | Percentage       | 46.60 | 1.94     | 9.70    | 41.74          | 00                |
| <b>Overall Rating</b> |                                                          |                  | 45.48 | 20.37    | 7.76    | 43.82          |                   |

On an average 45.48% students said **Agree**, 20.37% said **Disagree**, 7.76 % in opinion of **Neutral**, 43.82% **Strongly Agree** with the syllabus of the various programs designed by the Savitribai Phule Pune University, Pune.



  
**PRINCIPAL**  
 R.K. Wagh Arts, Com. Sci. & Comp.  
 Science College, CHANDORI,  
 Tal. Niphad, Dist. Nashik-422 201



K. K. Wagh Education Society's

**Karmaveer Kakasaheb Wagh Arts, Commerce, Science & Computer Science College**

**CHANDORI**, Tal. Niphad, Dist. Nashik - 422 201.

(Affiliated to Savitribai Phule Pune University)

☎ (02550) 233439, 233438 Fax. No. (02550) 233438

Email : principal-seniorchandori@kkwagh.edu.in Website : www.ascc.kkwagh.edu.in

ID No. (PU/NS/AC/079/2003)

## Teachers Feedback:

The college is affiliated to the Savitribai Phule Pune University, Pune and follows the prescribed curriculum. Feedback on curriculum is taken by the respective subject teachers regarding suggestions on improvement of the syllabus. We have received 23 teachers feedback on the curriculum and analyzed as below.

| Sr. No.               | Parameters                                                                                             |                | Very Good | Good  | Satisfactory | Unsatisfactory | Total |
|-----------------------|--------------------------------------------------------------------------------------------------------|----------------|-----------|-------|--------------|----------------|-------|
| 1                     | The syllabus reflect current content.                                                                  | No. of Teacher | 10        | 12    | 1            | 0              | 23    |
|                       |                                                                                                        | Percentage     | 43.48     | 52.17 | 4.35         | 0.00           | 100   |
| 2                     | Depth of syllabus                                                                                      | No. of Teacher | 13        | 10    | 0            | 0              | 23    |
|                       |                                                                                                        | Percentage     | 56.52     | 43.48 | 0.00         | 0.00           | 100   |
| 3                     | Current syllabus/Course content creating interest in the subject                                       | No. of Teacher | 14        | 9     | 0            | 0              | 23    |
|                       |                                                                                                        | Percentage     | 60.87     | 39.13 | 0.00         | 0.00           | 100   |
| 4                     | Does course content fulfil the need of students                                                        | No. of Teacher | 12        | 10    | 1            | 0              | 23    |
|                       |                                                                                                        | Percentage     | 52.17     | 43.48 | 4.35         | 0.00           | 100   |
| 5                     | Reflection of syllabus as balance between theory & practical                                           | No. of Teacher | 12        | 8     | 3            | 0              | 23    |
|                       |                                                                                                        | Percentage     | 52.17     | 34.78 | 13.04        | 0.00           | 100   |
| 6                     | Efficiency of syllabus to bridge gap between industry standards/ Current global sceneries & academics. | No. of Teacher | 11        | 11    | 1            | 0              | 23    |
|                       |                                                                                                        | Percentage     | 47.83     | 47.83 | 4.35         | 0.00           | 100   |
| 7                     | Timely possible coverage of syllabus in the mentioned number of hours                                  | No. of Teacher | 9         | 11    | 3            | 0              | 23    |
|                       |                                                                                                        | Percentage     | 39.13     | 47.83 | 13.04        | 0.00           | 100   |
| <b>Overall Rating</b> |                                                                                                        |                | 50.31     | 44.1  | 5.59         | 0              |       |

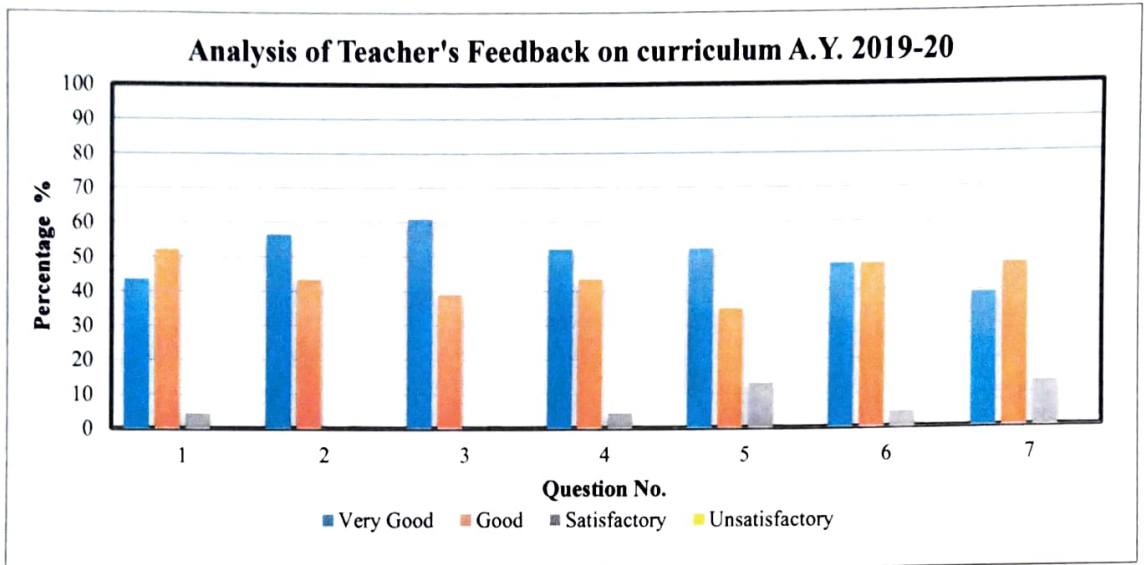
**Overall Rating:**

Very Good : 50.31%

Good: 44.1%

Satisfactory: 5.59%

Unsatisfactory: 0.00



  
**PRINCIPAL**  
R.K. Wagh Arts, Com. Sci. & Comp.  
Science College, CHANDORI,  
Tal. Niphad, Dist. Nashik-422 201



K. K. Wagh Education Society's

**Karmaveer Kakasaheb Wagh Arts, Commerce, Science & Computer Science College**

**CHANDORI**, Tal. Niphad, Dist. Nashik - 422 201

(Affiliated to Savitribai Phule Pune University)

☎ (02550) 233439, 233438 Fax. No. (02550) 233438

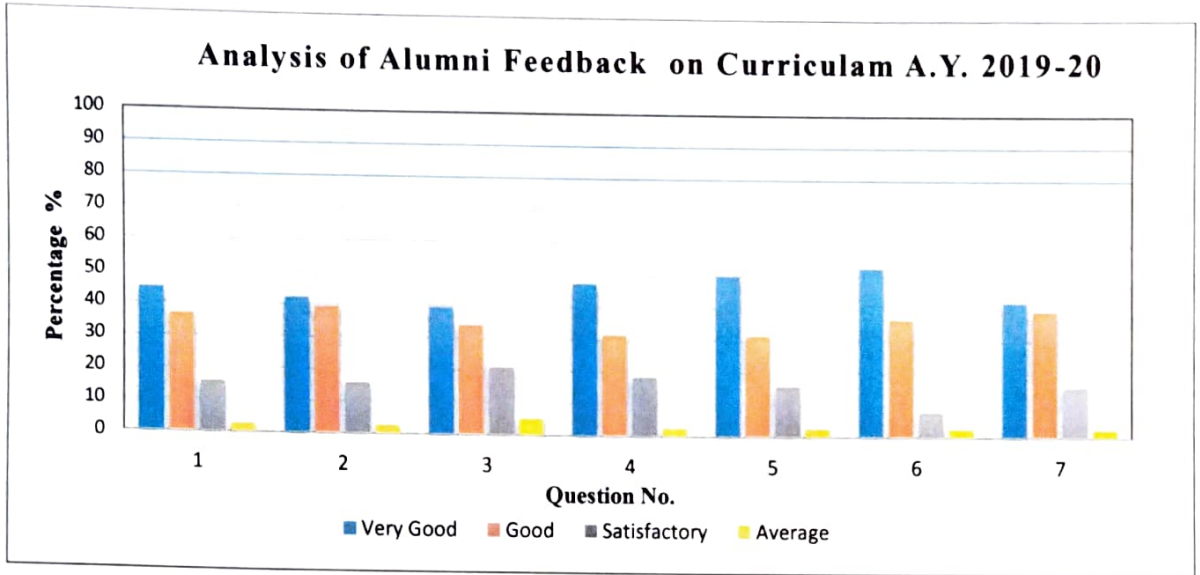
ID No. (PU/NS/AC/079/2003) Email : principal-seniorchandori@kkwagh.edu.in Website : www.ascc.kkwagh.edu.in

## Alumni Feedback:

Our alumni are valuable for us. They provide us the inputs regarding improvement in facilities and employability of our students. We appeal our alumni to provide their sincere feedback on curriculum. We have received total 38 alumni feedback on syllabus designed by Savitribai Phule Pune University Pune. The following analysis has been done on the basis of their comments:


| Analysis of Alumni Feedback on Curriculam A.Y. 2019-20 |                                                                                |                |           |       |              |         |       |
|--------------------------------------------------------|--------------------------------------------------------------------------------|----------------|-----------|-------|--------------|---------|-------|
| Sr.No.                                                 | Parameters                                                                     |                | Very Good | Good  | Satisfactory | Average | Total |
| 1                                                      | Course content interesting                                                     | No. of Student | 17        | 14    | 6            | 1       | 38    |
|                                                        |                                                                                | Percentage     | 44.74     | 36.84 | 15.79        | 2.63    | 100   |
| 2                                                      | Course curriculum fulfilling your expectations                                 | No. of Student | 16        | 15    | 6            | 1       | 38    |
|                                                        |                                                                                | Percentage     | 42.11     | 39.47 | 15.79        | 2.63    | 100   |
| 3                                                      | Is curriculum suitable for employability in the present scenario?              | No. of Student | 15        | 13    | 8            | 2       | 38    |
|                                                        |                                                                                | Percentage     | 39.47     | 34.21 | 21.05        | 5.26    | 100   |
| 4                                                      | Is curriculum design value based?                                              | No. of Student | 18        | 12    | 7            | 1       | 38    |
|                                                        |                                                                                | Percentage     | 47.37     | 31.58 | 18.42        | 2.63    | 100   |
| 5                                                      | Does the curriculum develop the global competence of students                  | No. of Student | 19        | 12    | 6            | 1       | 38    |
|                                                        |                                                                                | Percentage     | 50        | 31.58 | 15.79        | 2.63    | 100   |
| 6                                                      | Is curriculum design suitable for meeting the overall development of students? | No. of Student | 20        | 14    | 3            | 1       | 38    |
|                                                        |                                                                                | Percentage     | 52.63     | 36.84 | 7.89         | 2.63    | 100   |
| 7                                                      | Course curriculum                                                              | No. of Student | 16        | 15    | 6            | 1       | 38    |

|                                |            |       |       |       |      |     |
|--------------------------------|------------|-------|-------|-------|------|-----|
| intellectually suitable<br>you | Percentage | 42.11 | 39.47 | 15.79 | 2.63 | 100 |
| <b>Overall Rating</b>          |            | 45.49 | 35.71 | 15.79 | 3.01 |     |



On an average 45.49 % alumni said Very Good, 35.71 % said Good, and 15.79 % in opinion of Satisfactory and 3.01 % said Average with the current syllabus of the various programmes designed by the Savitribai Phule Pune University, Pune.



  
**PRINCIPAL**  
R.K. Wagh Arts, Com. Sci. & Comp.  
Science College, CHANDORI,  
Tal. Niphad, Dist. Nashik-422 201



K. K. Wagh Education Society's

**Karmaveer Kakasaheb Wagh Arts, Commerce, Science & Computer Science College**

**CHANDORI**, Tal. Niphad, Dist. Nashik - 422 201.

(Affiliated to Savitribai Phule Pune University)

☎ (02550) 233439, 233438 Fax No. (02550) 233438

ID No. (PUNSI/AC/079/2003) Email : principal-seniorchandori@kkwagh.edu.in Website : www.asc.c.kkwagh.edu.in

## Employer's Feedback Analysis A.Y.2019-20

### Employer's Feedback:

| Sr. No                | Parameters                                                      |                 | Excellent | Very Good | Good  | Satisfactory | Unsatisfactory |
|-----------------------|-----------------------------------------------------------------|-----------------|-----------|-----------|-------|--------------|----------------|
| 1                     | Curriculum relevant for employability                           | No. of Employer | 5         | 3         | 3     | 2            | 0              |
|                       |                                                                 | Percentage      | 38.46     | 23.08     | 23.08 | 15.38        | 0.00           |
| 2                     | Curriculum effective in developing innovative thinking          | No. of Employer | 3         | 3         | 4     | 3            | 0              |
|                       |                                                                 | Percentage      | 23.08     | 23.08     | 30.77 | 23.08        | 0.00           |
| 3                     | Syllabus effective in developing skill oriented human resources | No. of Employer | 5         | 5         | 2     | 1            | 0              |
|                       |                                                                 | Percentage      | 38.46     | 38.46     | 15.38 | 7.69         | 0.00           |
| 4                     | Current syllabus is need based                                  | No. of Employer | 4         | 3         | 5     | 1            | 0              |
|                       |                                                                 | Percentage      | 30.77     | 23.08     | 38.46 | 7.69         | 0.00           |
| 5                     | Effectiveness of curriculum for development of entrepreneurship | No. of Employer | 3         | 4         | 4     | 2            | 0              |
|                       |                                                                 | Percentage      | 23.08     | 30.77     | 30.77 | 15.38        | 0.00           |
| <b>Overall Rating</b> |                                                                 |                 | 30.77     | 27.69     | 27.69 | 13.85        | 0.00           |

#### Overall Rating:

Excellent - 30.77

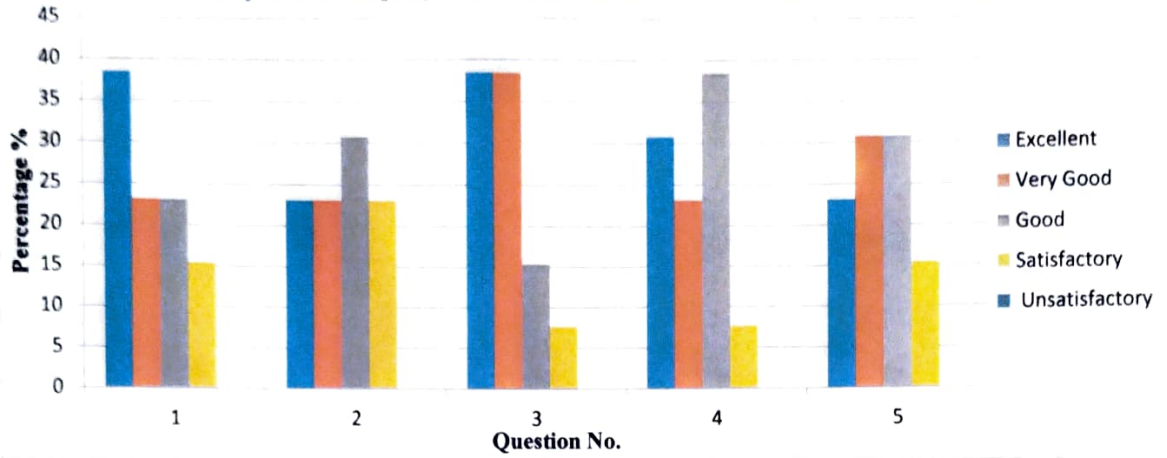
Very Good - 27.69


Good -27.69

Satisfactory- 13.85

Unsatisfactory- 00

### Analysis of Employer's feedback on curriculum A.Y. 2019-20



  
**PRINCIPAL**  
 K.K. Wagh Arts, Com. Sci. & Comp.  
 Science College, CHANDORI,  
 Tal. Niphad, Dist. Nashik-422 201